



Calibration Certificate

Certificate No. **96127**

Page 1 of 4 Pages

Customer : Lam Environmental Services Ltd

Address : 11/F, Centre Point, 181-185 Gloucester Road, Wanchai, Hong Kong.

Order No. : Q92434

Date of receipt : 24-Nov-09

Item Tested

Description : Precision Integrating Sound Level Meter

Manufacturer : ACO

Model : Type 6224

Serial No. : 30148

Test Conditions

Date of Test : 26-Nov-09

Supply Voltage : --

Ambient Temperature : $(23 \pm 3)^{\circ}\text{C}$

Relative Humidity : $(50 \pm 25) \%$

Test Specifications

Calibration check.

Ref. Document/Procedure: Z01.

Test Results

All results were within the IEC 651 Type 1 & 804 Type I Specification.

The results are shown in the attached page(s).

Main Test equipment used:

<u>Equipment No.</u>	<u>Description</u>	<u>Cert. No.</u>	<u>Due Date</u>	<u>Traceable to</u>
S017	Multi-Function Generator	C081456	18-Mar-10	SCL-HKSAR
S024	Sound Level Calibrator	93758	16-Jul-10	NIM-PRC & SCL-HKSAR

The values given in this Calibration Certificate only relate to the values measured at the time of the test and any uncertainties quoted will not include allowance for the equipment long term drift, variations with environmental changes, vibration and shock during transportation, overloading, mis-handling, or the capability of any other laboratory to repeat the measurement. Hong Kong Calibration Ltd. shall not be liable for any loss or damage resulting from the use of the equipment.

The test equipment used for calibration are traceable to International System of Units (SI).

The test results apply to the above Unit-Under-Test only

Calibrated by : 
P.F. Wong

Approved by : 
Dorothy Cheuk

Date: 27-Nov-09

This Certificate is issued by:

Hong Kong Calibration Ltd.

Unit 8B, 24/F., Well Fung Industrial Centre, No. 58-76, Ta Chuen Ping Street, Kwai Chung, NT, Hong Kong

Tel: 2425 8801 Fax: 2425 9646

The copyright of this certificate is owned by Hong Kong Calibration Ltd. It may not be reproduced except in full.

Calibration Certificate

Certificate No. 96127

Page 2 of 4 Pages

Results :

1. SPL Accuracy

UUT Setting			Applied Value (dB)	UUT Reading (dB)
Level Range (dB)	Weight	Time Const.		
20 – 100	L _A	Fast	94.03	94.3
		Slow		94.3
	L _C	Fast		94.3
30 – 120	L _A	Fast	94.03	94.5
		Slow		94.5
	L _C	Fast		94.5
30 – 120	L _A	Fast	113.97	114.2
		Slow		114.2
	L _C	Fast		114.2

IEC 651 Type 1 Spec. : ± 0.7 dB

Uncertainty : ± 0.1 dB

2. Level Stability : 0.0 dB

IEC 651 Type 1 Spec. : ± 0.3 dB

Uncertainty : ± 0.01 dB

3. Linearity

3.1 Level Linearity

UUT Range (dB)	Applied Value (dB)	UUT Rdg (dB)	Variation (dB)	IEC 651 Type 1 Spec. (Primary Indicator Range)
140	114.0	114.6	+0.1	± 0.7 dB
130	104.0	104.7	+0.2	
120	94.0	94.5 (Ref.)	--	
110	84.0	84.5	0.0	
100	74.0	74.2	-0.3	
90	64.0	64.0	-0.5	
80	54.0	54.0	-0.5	

Uncertainty : ± 0.1 dB

Calibration Certificate

Certificate No. 96127

Page 3 of 4 Pages

3.2 Differential level linearity

UUT Range	Applied Value (dB)	UUT Rdg (dB)	Variation (dB)	IEC 651 Type 1 Spec.
120	84.0	84.4	-0.1	± 0.4
	94.0	94.5 (Ref.)	- -	
	95.0	95.5	0.0	± 0.2
	104.0	104.5	0.0	± 0.3
	105.0	105.5	0.0	± 1.0

Uncertainty : ± 0.1 dB

4. Frequency Weighting

A weighting

Frequency	Attenuation (dB)	IEC 651 Type 1 Spec.
31.5 Hz	-39.0	- 39.4 dB, ± 1.5 dB
63 Hz	-25.8	- 26.2 dB, ± 1.5 dB
125 Hz	-15.7	- 16.1 dB, ± 1 dB
250 Hz	-8.3	- 8.6 dB, ± 1 dB
500 Hz	-3.0	- 3.2 dB, ± 1 dB
1 kHz	0.0 (Ref)	0 dB, ± 1 dB
2 kHz	+1.2	+ 1.2 dB, ± 1 dB
4 kHz	+0.8	+ 1.0 dB, ± 1 dB
8 kHz	-1.3	- 1.1 dB, + 1.5 dB ~ -3 dB
16 kHz	-5.9	- 6.6 dB, + 3 dB ~ - ∞

Uncertainty : ± 0.1 dB



Calibration Certificate

Certificate No. 96127

Page 4 of 4 Pages

4. Time Averaging

Applied Burst duty Factor	Applied Leq Value (dB)	UUT Reading (dB)	IEC 804 Type 1 Spec.
continuous	40.0	40.0	--
1/10	40.0	39.9	± 0.5 dB
1/10 ²	40.0	40.1	
1/10 ³	40.0	40.2	± 1.0 dB
1/10 ⁴	40.0	40.3	

Uncertainty : ± 0.1 dB

Remark : 1. UUT ; Unit-Under-Test

2. The uncertainty claimed is for a confidence probability of not less than 95%.

3. Atmospheric Pressure : 1 010 hPa.

----- END -----



Calibration Certificate

Certificate No. **03250A**

Page 1 of 3 Pages

Customer : Lam Geotechnics Limited

Address : 11/F., Centre Point, 181-185 Gloucester Road, Wanchai, Hong Kong

Order No. : Q01282

Date of receipt : 14-Jun-10

Item Tested

Description : Precision Integrating Sound Level Meter

Manufacturer : ONO SOKKI

Model : LA-5110

Serial No. : 72302293

Test Conditions

Date of Test : 21-Jun-10

Supply Voltage : --

Ambient Temperature : (23 ± 3)°C

Relative Humidity : (50 ± 25) %

Test Specifications

Calibration check.

Ref. Document/Procedure: Z01.

Test Results

All results were within the IEC 651 Type 1 & IEC 804 Class 1 specification.

The results are shown in the attached page(s).

Main Test equipment used:


<u>Equipment No.</u>	<u>Description</u>	<u>Cert. No.</u>	<u>Traceable to</u>
S017	Multi-Function Generator	C101623	SCL-HKSAR
S024	Sound Level Calibrator	93758	NIM-PRC & SCL-HKSAR

The values given in this Calibration Certificate only relate to the values measured at the time of the test and any uncertainties quoted will not include allowance for the equipment long term drift, variations with environmental changes, vibration and shock during transportation, overloading, mis-handling, or the capability of any other laboratory to repeat the measurement. Hong Kong Calibration Ltd. shall not be liable for any loss or damage resulting from the use of the equipment.

The test equipment used for calibration are traceable to International System of Units (SI).

The test results apply to the above Unit-Under-Test only

Calibrated by : 
P. F. Wong

Approved by : 
Dorothy Cheuk


This Certificate is issued by:

Hong Kong Calibration Ltd.

Unit 8B, 24/F., Well Fung Industrial Centre, No. 58-76, Ta Chuen Ping Street, Kwai Chung, NT, Hong Kong.

Tel: 2425 8801 Fax: 2425 8646

Date: 8-Oct-10



Calibration Certificate

Certificate No. **03250A**

Page 2 of 3 Pages

Results :

1. SPL Accuracy

UUT Setting		Frequency Weighting	Dynamic Characteristic	Applied Value (dB)	UUT Reading (dB)
Level Range	Filter				
40 - 100 dB	OFF	A	FAST	94.03	94.0
			SLOW		94.0
		C	FAST		94.0
60 - 120 dB	OFF	A	FAST	94.03	94.0
			SLOW		94.0
		C	FAST		94.0
60 - 120 dB	OFF	A	FAST	113.97	113.9
			SLOW		113.9
		C	FAST		113.9

IEC 651 Type 1 Spec. : ± 0.7 dB

Uncertainty : ± 0.1 dB

2. Level Stability : 0.0 dB

IEC 651 Type 1 Spec. : ± 0.3 dB


Uncertainty : ± 0.01 dB

3. Linearity

3.1 Level Linearity

UUT Range (dB)	Applied Value (dB)	UUT Reading (dB)	Variation (dB)	IEC 651 Type 1 Spec. (Primary Indicator Range)
130	114.0	114.1	+0.1	± 0.7 dB
130	104.0	104.1	+0.1	
120	94.0	94.0 (Ref.)	--	
110	84.0	84.0	0.0	
100	74.0	74.1	+0.1	
90	64.0	64.1	+0.1	
80	54.0	54.0	0.0	

Uncertainty : ± 0.1 dB



Calibration Certificate

Certificate No. 03250A

Page 3 of 3 Pages

3.2 Differential level linearity

UUT Range (dB)	Applied Value (dB)	UUT Reading (dB)	Variation (dB)	IEC 651 Type 1 Spec.
120	84.0	84.0	0.0	± 0.4
	94.0	94.0 (Ref.)	--	
	95.0	95.0	0.0	± 0.2

Uncertainty : ± 0.1 dB

4. Frequency Weighting A weighting

Frequency	Attenuation (dB)	IEC 651 Type 1 Spec.
31.5 Hz	-40.5	- 39.4 dB, ± 1.5 dB
63 Hz	-26.9	- 26.2 dB, ± 1.5 dB
125 Hz	-16.9	- 16.1 dB, ± 1 dB
250 Hz	-9.1	- 8.6 dB, ± 1 dB
500 Hz	-3.5	- 3.2 dB, ± 1 dB
1 kHz	0.0 (Ref.)	0 dB, ± 1 dB
2 kHz	+1.5	+ 1.2 dB, ± 1 dB
5 kHz	+1.2	+ 1.0 dB, ± 1 dB
8 kHz	-1.0	- 1.1 dB, + 1.5 dB ~ - 3 dB
16 kHz	-7.0	- 6.6 dB, + 3 dB ~ ∞

Uncertainty : ± 0.1 dB

5. Time Averaging

Applied Burst duty Factor	Applied Leq Value (dB)	UUT Reading (dB)	IEC 804 Type 1 Spec.
continuous	40.0	40.0	--
1/10	40.0	40.0	± 0.5 dB
1/10 ²	40.0	40.0	
1/10 ³	40.0	40.1	± 1.0 dB
1/10 ⁴	40.0	39.9	

Uncertainty : ± 0.1 dB

Remarks : 1. UUT : Unit-Under-Test

2. The uncertainty claimed is for a confidence probability of not less than 95%.

3. Atmospheric Pressure : 1 000 hPa.

4. This certificate is supersede our former certificate no. 03250.

----- END -----



Calibration Certificate

Certificate No. **96128**

Page **1** of **2** Pages

Customer : Lam Environmental Services Ltd

Address : 11/F, Centre Point, 181-185 Gloucester Road, Wanchai, Hong Kong.

Order No. : Q92434

Date of receipt : 24-Nov-09

Item Tested

Description : Sound Level Calibrator (EL469)

Manufacturer : ACO

Model : --

Serial No. : 050213

Test Conditions

Date of Test : 26-Nov-09

Supply Voltage : --

Ambient Temperature : (23 ± 3)°C

Relative Humidity : (50 ± 25) %

Test Specifications

Calibration check.

Ref. Document/Procedure: F21, Z02.

Test Results

All results were within the IEC 942 Class 1 specification after adjustment.

The results are shown in the attached page(s).

Main Test equipment used:


<u>Equipment No.</u>	<u>Description</u>	<u>Cert. No.</u>	<u>Due Date</u>	<u>Traceable to</u>
S014	Spectrum Analyzer	93091	18-Jun-10	NIM-PRC & SCL-HKSAR
S024	Sound Level Calibrator	93758	16-Jul-10	NIM-PRC & SCL-HKSAR
S041	Universal Counter	94005	6-Aug-10	SCL-HKSAR
S206	Sound Level Meter	93966	5-Aug-10	SCL-HKSAR

The values given in this Calibration Certificate only relate to the values measured at the time of the test and any uncertainties quoted will not include allowance for the equipment long term drift, variations with environmental changes, vibration and shock during transportation, overloading, mis-handling, or the capability of any other laboratory to repeat the measurement. Hong Kong Calibration Ltd. shall not be liable for any loss or damage resulting from the use of the equipment.

The test equipment used for calibration are traceable to International System of Units (SI).

The test results apply to the above Unit-Under-Test only

Calibrated by : 
P.F. Wong

Approved by : 
Dorothy Cheuk

Date: 27-Nov-09

This Certificate is issued by:

Hong Kong Calibration Ltd.

Unit 8B, 24/F., Well Fung Industrial Centre, No. 58-76, Ta Chuen Ping Street, Kwai Chung, NT, Hong Kong.

Tel: 2425 8801 Fax: 2425 8646

The copyright of this certificate is owned by Hong Kong Calibration Ltd. It may not be reproduced except in full.



Calibration Certificate

Certificate No. 96128

Page 2 of 2 Pages

Results :

1. Level

UUT Nominal Value (dB)	Measured Value (dB)		IEC 942 Class 1 Spec.
	Before adjust.	After adjust.	
94	*93.52	94.11	± 0.3 dB

The above measured values are the mean of 3 measurements.

Uncertainty : ± 0.1 dB

2. Frequency

UUT Nominal Value	Measured Value	IEC 942 Class 1 Spec.
1 kHz	1.016 kHz	± 2 %

Uncertainty : ± 3.6 x 10⁻⁶

3. Level Stability : 0.0 dB

IEC 942 Class 1 Spec. : ± 0.1 dB

Uncertainty : ± 0.01 dB

4. Total Harmonic Distortion : < 2.9 %

IEC 942 Class 1 Spec. : < 3 %

Uncertainty : ± 2.3 % of reading

Remark : 1. UUT : Unit-Under-Test

2. The uncertainty claimed is for a confidence probability of not less than 95%.

3. Atmospheric Pressure : 1010 hPa.

4. *Out of Specification.

----- END -----



Calibration Certificate

Certificate No. **03445**

Page 1 of 2 Pages

Customer : Lam Geotechnics Limited

Address : 11/F., Centre Point, 181-185 Gloucester Road, Wanchai, Hong Kong

Order No. : Q01282

Date of receipt : 14-Jun-10

Item Tested

Description : Sound Level Calibrator (EL078)

Manufacturer : ONO SOKKI

Model : SC-2110

Serial No. : 00393

Test Conditions

Date of Test : 21-Jun-10

Supply Voltage : --

Ambient Temperature : (23 ± 3)°C

Relative Humidity : (50 ± 25) %

Test Specifications

Calibration check.

Ref. Document/Procedure: Z02.

Test Results

All results were within the IEC 942 Class 2 specification.

The results are shown in the attached page(s).

Main Test equipment used:


<u>Equipment No.</u>	<u>Description</u>	<u>Cert. No.</u>	<u>Due Date</u>	<u>Traceable to</u>
S024	Sound Level Calibrator	93758	16-Jul-10	NIM-PRC & SCL-HKSAR
S041	Universal Counter	94005	6-Aug-10	SCL-HKSAR

The values given in this Calibration Certificate only relate to the values measured at the time of the test and any uncertainties quoted will not include allowance for the equipment long term drift, variations with environmental changes, vibration and shock during transportation, overloading, mis-handling, or the capability of any other laboratory to repeat the measurement. Hong Kong Calibration Ltd. shall not be liable for any loss or damage resulting from the use of the equipment.

The test equipment used for calibration are traceable to International System of Units (SI).

The test results apply to the above Unit-Under-Test only

Calibrated by : 
P. F. Wong

Approved by : 
Dorothy Cheuk

This Certificate is issued by:

Hong Kong Calibration Ltd.

Unit 8B, 24/F., Well Fung Industrial Centre, No. 58-76, Ta Chuen Ping Street, Kwai Chung, NT, Hong Kong.

Tel: 2425 8801 Fax: 2425 8846

Date: 25-Jun-10



Calibration Certificate

Certificate No. 03445

Page 2 of 2 Pages

Results :

1. Level Accuracy (at 1 kHz)

UUT Nominal Value (dB)	Measured Value (dB)	IEC 942 Class 2 Spec.
94	94.05	± 0.5 dB

Uncertainty : ± 0.2 dB

2. Frequency Accuracy

UUT Nominal Value (kHz)	Measured Value (kHz)	IEC 942 Class 2 Spec.
1	0.998	± 4 %

Uncertainty : ± 0.1 %

3. Level Stability : 0.0 dB

IEC 942 Class 2 Spec. : ± 1.2 dB

Uncertainty : ± 0.01 dB

4. Total Harmonic Distortion : < 1.2 %

IEC 942 Class 1 Spec. : < 3 %

Uncertainty : ± 2.3 % of reading

Remark : 1. UUT : Unit-Under-Test

2. The above measured values are the mean of 3 measurements.

3. The uncertainty claimed is for a confidence probability of not less than 95%.

4. Atmospheric Pressure : 1 000 hPa.

----- END -----

**Calibration Data for High Volume Sampler (TSP Sampler)**

Location : IFC-E
 Equipment no. : EL455

Calibration Date : 08-Sep-10
 Calibration Due Date : 08-Nov-10

CALIBRATION OF CONTINUOUS FLOW RECORDER

Ambient Condition			
Temperature, T _a	304	Kelvin	Pressure, P _a
			1012 mmHg

Orifice Transfer Standard Information					
Equipment No.	EL086	Slope, m _c	1.99628	Intercept, b _c	-0.06990
Last Calibration Date	28-Jun-10	$(H \times P_a / 1013.3 \times 298 / T_a)^{1/2}$ $= m_c \times Q_{std} + b_c$			
Next Calibration Date	28-Jun-11				

Calibration of RSP						
Calibration Point	Manometer Reading H (inches of water)			Q _{std} (m ³ / min.) X-axis	Continuous Flow Recorder, W (CFM)	IC (W(P _a /1013.3x298/T _a) ^{1/2} /35.31) Y-axis
	(up)	(down)	(difference)			
1	6.2	6.2	12.4	1.7804	60	59.3668
2	5.1	5.1	10.2	1.6180	51	50.4618
3	4.3	4.3	8.6	1.4885	44	43.5357
4	2.6	2.6	5.2	1.1653	33	32.6518
5	1.6	1.6	3.2	0.9217	24	23.7467

By Linear Regression of Y on X

Slope, m = 40.3272 Intercept, b = -14.2941
 Correlation Coefficient* = 0.9941
 Calibration Accepted = Yes/No**

* if Correlation Coefficient < 0.990, check and recalibration again.

** Delete as appropriate.

Remarks : _____

Calibrated by : Derek Lo
 Date : 08-Sep-10

Checked by : Cherry Mak
 Date : 08-Sep-10

**Calibration Data for High Volume Sampler (TSP Sampler)**

Location : IFC-W
 Equipment no. : EL080

Calibration Date : 08-Sep-10
 Calibration Due Date : 08-Nov-10

CALIBRATION OF CONTINUOUS FLOW RECORDER

Ambient Condition			
Temperature, T_a	304	Kelvin	Pressure, P_a
			1012 mmHg

Orifice Transfer Standard Information					
Equipment No.	EL086	Slope, m_c	1.99628	Intercept, b_c	-0.06990
Last Calibration Date	28-Jun-10	$\left(H \times P_a / 1013.3 \times 298 / T_a \right)^{1/2}$ $= m_c \times Q_{std} + b_c$			
Next Calibration Date	28-Jun-11				

Calibration of RSP						
Calibration Point	Manometer Reading			Q_{std} ($m^3 / min.$) X-axis	Continuous Flow Recorder, W (CFM)	IC ($W(P_a/1013.3 \times 298/T_a)^{1/2}/35.31$) Y-axis
	(up)	(down)	(difference)			
1	6.0	6.0	12.0	1.7520	57	56.3985
2	4.9	4.9	9.8	1.5866	49	48.4829
3	4.2	4.2	8.4	1.4715	42	41.5568
4	2.5	2.5	5.0	1.1433	32	31.6623
5	1.4	1.4	2.8	0.8644	20	19.7889

By Linear Regression of Y on X

Slope, m = 39.9142 Intercept, b = -14.8478
 Correlation Coefficient* = 0.9951
 Calibration Accepted = Yes/No**

* if Correlation Coefficient < 0.990, check and recalibration again.

** Delete as appropriate.

Remarks : _____

Calibrated by : Derek Lo
 Date : 08-Sep-10

Checked by : Cherry Mak
 Date : 08-Sep-10